

SC Prescription Monitoring Program Public Facing Dashboard

Chelsea Townsend, PharmD

Director, SC Prescription Monitoring Program



South Carolina Prescription Monitoring Program
State Trends

State Trends

County Trends

Contact Information

Filters

Year of Filled Date

[All]



View on Tableau Public

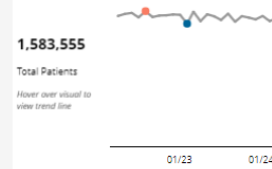
South Carolina Opioid Trends

April 1, 2022 - March 31, 2024

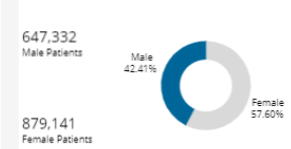
For further clarification or more information about the visual, hover over the visual. Data is subject to change for each update, as data is constantly being assessed for quality. All drug categories were classified using Lexicomp via the generic drug name. Data will be updated each quarter. Any counts less than 11, are censored due to confidentiality reasons.

Highest Value Lowest Value

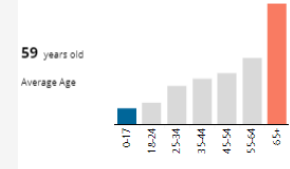
Number of Patients that were Dispensed Opioids in SC



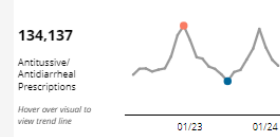
Number of Patients that were Dispensed Opioids in SC by Gender



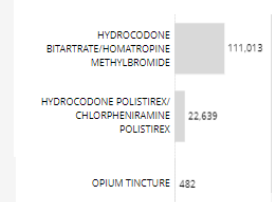
Number of Patients that were Dispensed Opioids in SC by Age



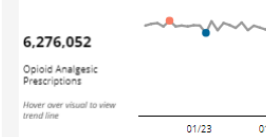
Number of Antitussive/Antidiarrheal Prescriptions that were Dispensed in SC



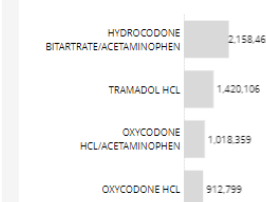
Top Antitussive/Antidiarrheal Prescriptions Dispensed



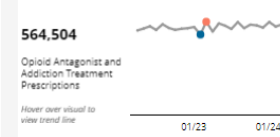
Number of Opioid Analgesic Prescriptions that were Dispensed in SC



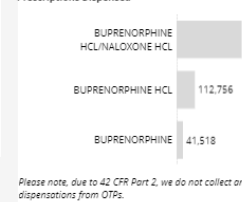
Top Opioid Analgesic Prescriptions Dispensed



Number of Opioid Antagonist and Addiction Treatment Prescriptions that were Dispensed in SC



Top Opioid Antagonist and Addiction Treatment Prescriptions Dispensed



Rate of Opioid Prescriptions per 1,000 people Dispensed in SC by Pharmacy County

Any counties with fewer than 3 pharmacies were excluded due to confidentiality reasons.

Pharmacy County	Antitussive/Antidiarrheal	Opioid Analgesic	Opioid Antagonist And Addiction Treatment
ABBEVILLE	15	773	28
AIKEN	20	1,126	44
ALLENDALE	3	1,036	17
ANDERSON	23	1,205	87
BAMBERG	33	1,488	72

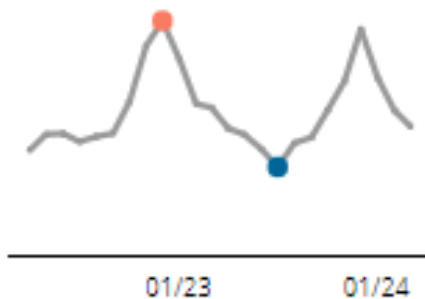
Share

Number of Antitussive/Antidiarrheal Prescriptions that were Dispensed in SC
Primarily prescribed for cough and GI issues

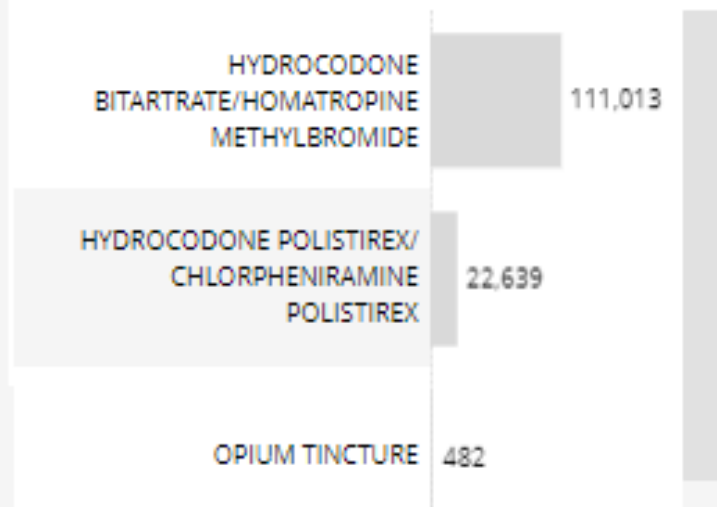
134,137

Antitussive/
Antidiarrheal
Prescriptions

*Hover over visual to
view trend line*



Top Antitussive/Antidiarrheal Prescriptions Dispensed

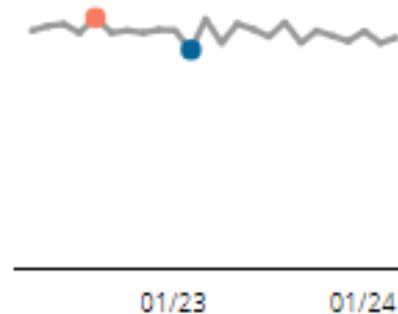


Number of Opioid Analgesic Prescriptions that were Dispensed in SC
Primarily prescribed for pain

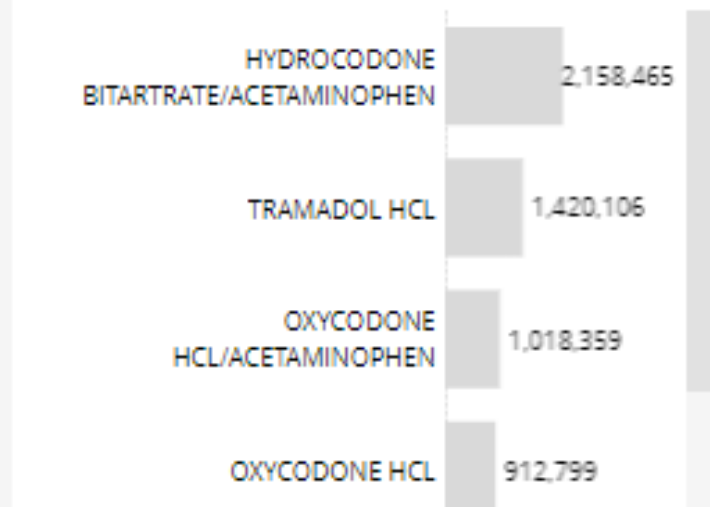
6,276,052

Opioid Analgesic
Prescriptions

*Hover over visual to view
trend line*



Top Opioid Analgesic Prescriptions Dispensed

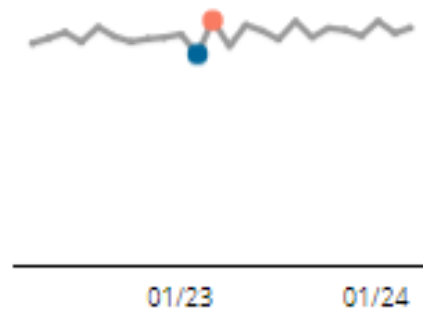


Number of Opioid Antagonist and Addiction Treatment Prescriptions that were Dispensed in SC
Primarily prescribed to combat substance use disorder

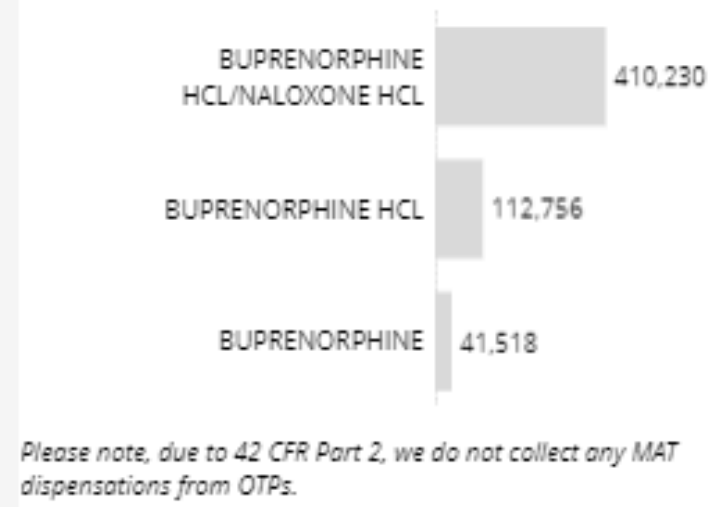
564,504

Opioid Antagonist and
Addiction Treatment
Prescriptions

*Hover over visual to
view trend line*



Top Opioid Antagonist and Addiction Treatment Prescriptions Dispensed





South Carolina Prescription Monitoring Program
County Trends

State Trends

County Trends

Contact Information

Filters

Pharmacy County

Anderson

Year of Filled Date

All



View on Tableau Public

Anderson County Opioid Trends

4/1/2022 - 3/31/2024

For further clarification or more information about the visual, hover over the visual. Data is subject to change for each update, as data is constantly being assessed for quality. All drug categories were classified using Lexicomp via the generic drug name. Data will be updated each quarter. Any counts less than 11 and any counties with fewer than 3 pharmacies are censored due to confidentiality reasons.

-3%
change in the number of opioids dispensed in January - March 2024 compared to January - March 2023
165.7 (35,307) opioid prescriptions per 1,000 people in January - March 2023 and 160.9 (34,291) opioid prescriptions per 1,000 people in January - March 2024

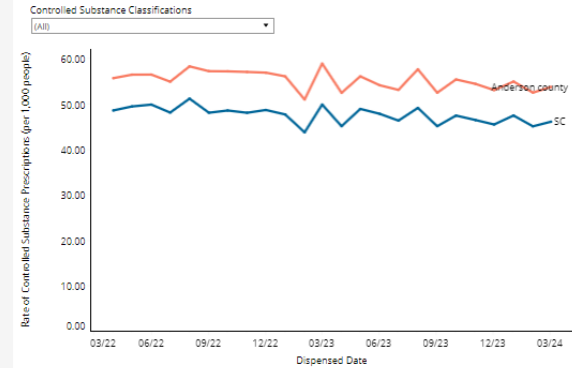
Top 5 Opioid Prescriptions Dispensed in 04/01/2022 - 3/31/2024

HYDROCODONE BITARTRATE/ACETAMINOPHEN	107,109
TRAMADOL HCL	58,999
OXYCODONE HCL	35,084
OXYCODONE HCL/ACETAMINOPHEN	28,861
BUPRENORPHINE HCL/NALOXONE HCL	13,663

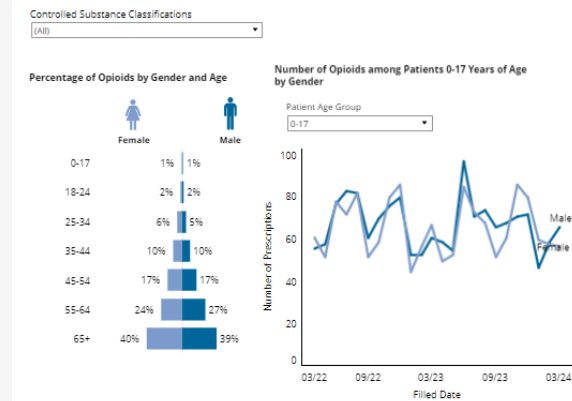
46,368 patients that filled an opioid prescription in Anderson county had a current address in Anderson county
5,538 patients that filled an opioid prescription in Anderson county had a current address outside of Anderson county



Rate of Dispensed Opioid Prescriptions (per 1,000 people) for Anderson county and South Carolina



Gender and Age Distribution for Dispensed Opioid Prescriptions



Share

46,368 patients that filled an opioid prescription in Anderson county had a **current address in Anderson county**

5,538 patients that filled an opioid prescription in Anderson county had a **current address outside of Anderson county**

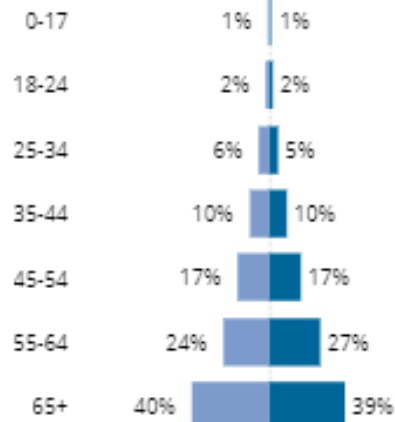


Gender and Age Distribution for Dispensed Opioid Prescriptions

Controlled Substance Classifications

(All)

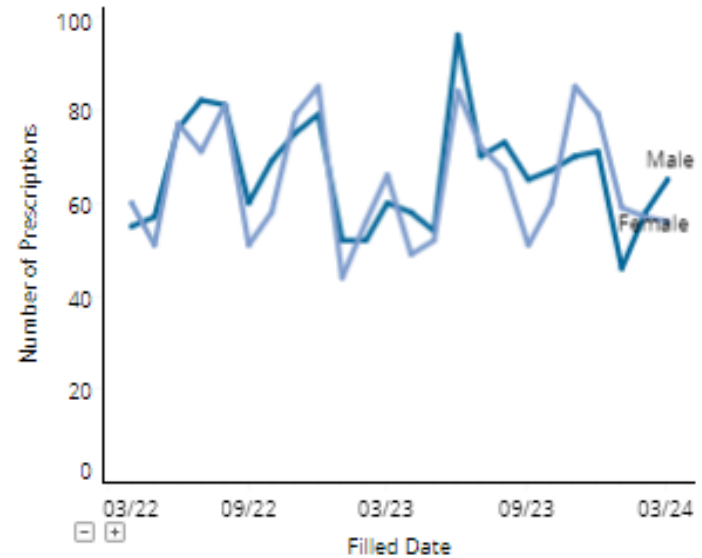
Percentage of Opioids by Gender and Age



Number of Opioids among Patients 0-17 Years of Age by Gender

Patient Age Group

0-17





South Carolina Prescription
Monitoring Program
State Trends



State Trends



County Trends



Contact Information



Filters

Year of Filled Date

(All)



South Carolina Benzodiazepine Trends

April 1, 2022 - March 31, 2024

For further clarification or more information about the visual, hover over the visual. Data is subject to change for each update, as data is constantly being assessed for quality. Benzodiazepines were classified using Lexicomp via generic drug name. Data will be updated each quarter. Any counts less than 11, are censored due to confidentiality reasons.

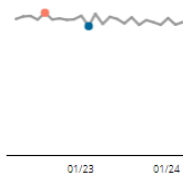
■ Highest Value ■ Lowest Value

Number of Patients that were Dispensed Benzodiazepines in SC

680,984

Total Patients

Hover over visual to view trend line



Number of Patients that were Dispensed Benzodiazepines in SC by Gender

225,916

Male Patients

Male

34.43%



429,328

Female Patients

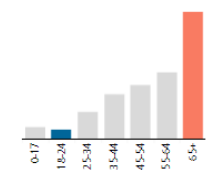
Female

65.53%

Number of Patients that were Dispensed Benzodiazepines in SC by Age

59 years old

Average Age

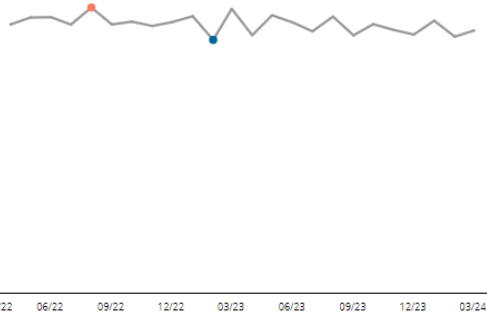


Number of Benzodiazepine Prescriptions that were Dispensed in SC


4,358,820

Benzodiazepine Prescriptions

Hover over visual to view trend line



Top 5 Benzodiazepine Prescriptions Dispensed



Rate of Benzodiazepine Prescriptions per 1,000 people Dispensed in SC by Pharmacy County

Any counties with fewer than 3 pharmacies were excluded due to confidentiality reasons.

Pharmacy County	Rate
ABBEVILLE	504.7
AIKEN	771.3
ALLENDALE	323.9
ANDERSON	911.5
BAMBERG	857.8
BARNWELL	862.6
BEAUFORT	613.4
BERKELEY	500.5



South Carolina Prescription Monitoring Program
State Trends

State Trends

County Trends

Contact Information

Filters

Year of Filled Date
All



View on Tableau Public

South Carolina Stimulant Trends

April 1, 2022 - March 31, 2024

For further clarification or more information about the visual, hover over the visual. Data is subject to change for each update, as data is constantly being assessed for quality. Stimulants were classified using Lexicomp via generic drug name. Data will be updated each quarter. Any counts less than 11, are censored due to confidentiality reasons.

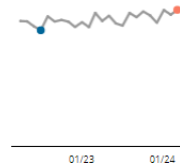
Highest Value Lowest Value

Number of Patients that were Dispensed Stimulants in SC

522,403

Total Patients

Hover over visual to view trend line



Number of Patients that were Dispensed Stimulants in SC by Gender

190,496

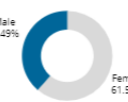
Male Patients

Male 38.49%

Female 61.53%

304,534

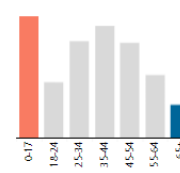
Female Patients



Number of Patients that were Dispensed Stimulants in SC by Age

34 years old

Average Age

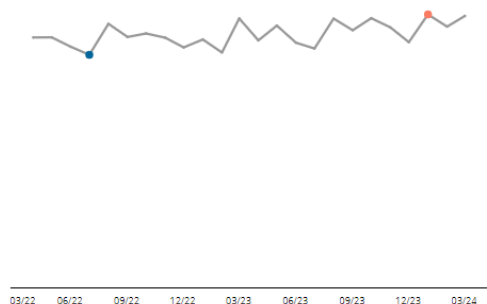


Number of Stimulant Prescriptions that were Dispensed in SC

4,836,861

Stimulant Prescriptions

Hover over visual to view trend line



Top 5 Stimulant Prescriptions Dispensed

DEXTRAMPHETAMINE SULF-SACCHARATE/AMPHETAMINE SULF-ASPARTATE	2,337,586
METHYLPHENIDATE HCL	688,857
PHENTERMINE HCL	665,125
LISDEXAMFETAMINE DIMESYLATE	621,758
DEXMETHYLPHENIDATE HCL	278,973

Rate of Stimulant Prescriptions per 1,000 people Dispensed in SC by Pharmacy County

Any counties with fewer than 3 pharmacies were excluded due to confidentiality reasons.

Pharmacy County	Rate
ABBEVILLE	452
AIKEN	760
ALLENDALE	311
ANDERSON	782
BAMBERG	936
BARNWELL	786
BEAUFORT	653
BERKELEY	705

Share